



Grumpy Joe's

Metric Folding Stage Instructions


1. Stand folded frame upright.




2. Pull long sections apart, opening the frame.




3. Fully extend frame to create a square base.





4. Insert cross bar into open frame sections.



5. Ensure that cross bar is fully inserted and level with the stage frame.



6. Add stage top to frame.



7. Ensure that all locator blocks are sitting flush with stage frame corners.

